

Budwig Center

Natural therapies

INDEX

DR. JOHANNA BUDWIG – A GLIMPSE OF HOPE _____	4
INTRODUCTION – SOME OF THE MAIN CAUSES OF CANCER AND OTHER DISEASES _____	6
DR. BUDWIG’S FORMULA (FLAXSEED OIL AND COTTAGE CHEESE) _____	8
FOODS TO AVOID WHEN FOLLOWING THE BUDWIG DIET _____	9
FOODS RECOMMENDED BY DR. BUDWIG _____	11
FREQUENTLY ASKED QUESTIONS ABOUT THE DR. BUDWIG PROGRAM _____	12
Is there any replacement for Cottage Cheese / Quark?	12
Did Dr. Budwig recommend animal protein for cancer patients?	13
Did Dr. Budwig recommend organic food?	14
Why did Dr. Budwig discourage taking vitamin and mineral supplements?	14
Were Vitamin C in high doses and Vitamin C infusions approved by Dr. Budwig?	15
Are Ozone or similar high-oxygen treatments suitable?	15
Why did Dr. Budwig recommend walking outdoors and sunbathing, even on cloudy or rainy days?	15
What precautions should I take when sunbathing?	16
What exercise should I be doing?	16
Would fish oil be a good substitute for flaxseed oil?	17
Why is it so serious to be constipated when fighting cancer?	17
Does the FSOCC thin the blood, posing a problem if I get surgery?	18
Is there any difference between golden and brown flaxseeds?	18
Should I purchase flaxseed oil with added lignans?	18
Should I avoid all fruits, juices, honey, etc., since sugar feeds cancer?	18
How can I buy fresh flaxseed oil and keep it fresh?	18
After the cancer has gone into remission, how long should one stay on the Budwig program?	18
WHICH THERAPIES ARE AVAILABLE AT BUDWIG CENTER? _____	20
Therapies recommended by Budwig Center	21
Psychotherapy, Psycho emotional Therapy pair and Kinesiology Testing	21
Hyperthermia therapy	25
The GSR scan and Vega test	26
EVOX “Perception Reframing” Emotional Healing	27
Phytotherapy (Herbal and Plant Based Formulas)	28
Infrared sauna therapy (FIR)	29
Colon hydrotherapy or Colonic irrigation	30
Therapeutic massage: JADE Thermo massage	31
Reflexology	32
NATURAL REMEDIES RECOMMENDED BY THE BUDWIG CENTER _____	33
ESSENTIAL OILS	33
AHCC	33
ASTRAGALUS	34
CHLOROPHYLL	34
GINGER	35
BEE POLLEN	36
ARTEMISIA ANNUA	37
TURMERIC (CURCUMA)	38
OTHER RECOMMENDATIONS AND SUGGESTIONS _____	39
PETS AND PARASITES	39

PREVENTION FOR WOMEN: USE OF BRAS 39
COSMETICS & PERSONAL HYGIENE PRODUCTS 39
BENEFITS OF SKIN BRUSHING 40
CANDIDA TEST – candida associated with cancer 40
SEA SALT OR BAKING SODA BATHS 41
DRINK PURE SPRING WATER 42

CONCLUSION _____ **43**



Dr. Johanna Budwig

DR. JOHANNA BUDWIG – A GLIMPSE OF HOPE

Throughout history, women such as Marie Curie, Rosalind Franklin, Jocelyn Bell, Lise Meitner, to mention just a few, have marked milestones. They have contributed to innovative and significant breakthroughs in Physics, Astrophysics, Chemistry, Mathematics, Biology, Genetics and other fields. Dr. Johanna Budwig is also one of those women, whose tenacity, passion and diligence aided her to make a massive contribution to medical research, leaving behind an indisputable legacy which to this day helps save lives. Sadly, she passed away in 2003 following an accident from which she never recovered.

For the past 60 years, Dr. Budwig's protocol has been very successful in helping people to improve their health. Her discoveries led her to identify some of the main causes of disease. She discovered that many known chronic illnesses are due to a lack of oxygen in the body, the consumption of refined or partially hydrogenated oils, and a deficiency in essential fatty acids.

In the book ***Cancer Cause and Cure*** by Dr. O.P. Verma, on page 47-48, Dr. Budwig is quoted as stating "... So I decided straight away to go for human trials and enrolled 600 patients from four big hospitals in Munster (Germany). I started to give flax oil and cottage cheese to the cancer patients. After just three months, patients began to improve in health and strength, the yellow green substance in their blood began to disappear, tumors gradually receded...I treated approximately 2500 cancer patients in the last few decades."

In her book ***Flax Oil as a True Aid against Arthritis, Heart Infarction, Cancer and Other Diseases***, on page 32, Dr. Budwig makes the following statement: "I often take very sick cancer patients away from the hospital where they are said to have only a few days left to live, or perhaps only a few hours. This is mostly accompanied by very good results. The very first thing which these patients and their families tell me is that, in the hospital, it was said they could no longer urinate or produce bowel movements. They suffered from dry coughing without being able to bring up any mucous. Everything was blocked. It greatly encourages them when suddenly in all these symptoms, the surface-active fats [flaxseed oil and Quark] with their wealth of electrons, start reactivating the vital functions and the patients immediately begin to feel better. It is very interesting to ask how this sudden change is possible. It has to do with the reactions patterns, with the character of electrons."

In addition to the several clinics and doctors who endorsed Dr. Budwig's work such as Drs. Willner and Roehm, here is a comment from two German physicians, Dr. Bernd Belles MD and Dr. Gerd Belles MD. Both specialize in cancer treatment and are strong proponents of Dr. Budwig's healing approach. Here is what they have to say:

“We are general practitioners specializing (among other areas) in Holistic Cancer Treatment. For our holistic approach, we use Tumor Therapy....The one element which clearly stands out as having the greatest importance and forming the basis of all holistic tumor therapy is the oil-protein diet according to Dr. Johanna Budwig. If this nutritional regimen is implemented without deviation, there is a chance of recovery at every stage of tumor development (which we have personally witnessed in our practice!). We now try to make all our tumor patients arrange their regimen in accordance with Dr. Johanna Budwig’s suggestions. It is crucial to stick to her dietary schedule exactly as stated, however. Any deviations will be severely punished by the renewed formation of tumors”. *Courtesy of German original: www.oel-eiweiss-kost.de and German-language homepage: www.belles.de*

Dr. Budwig goes on to say: “From 1939 on, I was in charge of the dispensary in a military hospital with 5000 beds. In 1949, I returned to Dr. Kaufmann’s facility in Munster at his request and I was immediately assigned the post of State Expert for Chemical Research on Drugs and Fats.”

“As part of an evaluation of drugs based on sulfhydryl groups, I was confronted with the fact that no blood-chemical measure existed to test fat metabolism.”

Her knowledge of physics and chemistry came into play and she utilized radioactive isotopes of iodine and cobalt to develop a technique with paper chromatography that allowed her research team to “determine the exact valences and confirm theories on fat metabolism”. She was the first to be able to analyze fat in living blood, thus opening the door to a vast new and important technology around the world. She noticed that sick cancer patients’ blood was all clumped together instead of free-flowing as in healthy people. Also the blood had a strange greenish unnatural color, which was a sure sign of oxygen deficiency.

To quote Dr. Budwig: “Our eating habits are often lacking in high unsaturated acid fats, and contain an excess of man-made oils known as trans fats (or partially hydrogenated oils)”. These trans fats are found in commonly used cooking oils. Most companies extract oil from corn, sunflower seeds, and other plants through extreme heat, and other artificial processes, none of which are the natural extraction procedure. As a result, these oils are no longer alive, and are no longer advisable for consumption. Additionally, when these heavy oils are incorporated into our cell membranes, they destroy the electric charge. Without that charge, our cells start to suffocate due to a lack of oxygen. The aforementioned trans fats are also a trigger factor for Type II Diabetes, since insulin is a large molecule and trans fats challenge the molecule’s entry through the cell membrane.

Dr. Budwig examined the blood of her patients under a microscope before and after administering her mix of flaxseed oil and quark. She found that it was no longer clumped together and a substance displaying a greenish color was no longer present. Instead, the red was much brighter, which is a very positive indicator and a sign of improvement and increased oxygen intake.

By means of a signed document dated August 24th, 2000, Dr. Johanna Budwig authorized our clinic, the Budwig Center, to use her techniques and protocols, which have helped a vast number of people to improve their health.

The Budwig Center’s main approach is to establish the reason/cause of the disease and the specific trigger factors involved. We can determine the cause, whether it is a degenerative or chronic disease, or even a tumor. Armed with this insight we can alleviate the adverse effects of the disease and aid remission through natural therapies and treatments. With this approach, we can also reduce the adverse effects of chemotherapy, radiotherapy and other treatments of general medical practice, if you should choose to undergo such treatments.

INTRODUCTION – Some of the main causes of cancer and other diseases

Microbes / Viruses / Fungus: (Pathogens)

Several studies have shed light on how some types of Cancer and tumor activity are caused by unique viral microbes found inside the impaired cells. These microbes enter weak cells, causing damage by starving them of oxygen and healthy nutrition, amongst other things. The impaired cell area is an inviting environment for fungus and virus to settle.

Toxins:

Toxins are the largest contributing factor to disease. Toxins can be produced by tobacco, alcohol, dangerous chemical products (harmful chemicals, atmospheric contaminants or hydrocarbons, which are used and stored in the workplace, home & garden) and other external agents. By weakening the cells, toxins contribute to the formation of cancerous tumor cells, which breed and encourage other types of cell damage. For example, 3000 chemicals can be found in one cigarette. Studies have also revealed that toxins and harmful chemicals can be found in our personal hygiene and household products. Heavy metal poisoning is very common, one of its causes are infections that are developed from certain types of dental fillings. It is therefore highly advisable that anyone in need of root canal work request that their dentist run X-rays and any other relevant tests to check for infection. Long-term stress and negative emotional traumas can produce toxins in our body too. An entire chapter has been written on this subject. Many chronic diseases are connected to negative emotional experiences of the past or present. Hormone replacement therapy and hormonal imbalance are also “toxic” to the body.

Compromised Immune System:

Prolonged stress, pushing oneself even when tired and in need of rest, extended deep sadness that lasts for weeks, months or even years, improper diet (especially high in white refined sugar) and lack of regular exercise all contribute to a weak and compromised immune system. Under these circumstances, the body's defense system is not able to fight off the harmful pathogens that are a constant threat.

Nutritional imbalance:

Our eating habits could be another risk factor. We live in a fast-paced, fast-food society where ready-made meals and canned food are commonplace, not to mention the way food itself is processed. To this we add pesticides, fertilizers, chemicals, growth hormones and genetically modified crops to increase shelf-life; the list goes on and on. Current investigation and countless testimonies indicate that poor nutrition is a key factor in how many diseases develop. Degenerative illnesses and tumors are also linked to nutritional deficiency, this is particularly so in the case of diseases that attack the nervous system and induce severe neurological damage.



Patients suffering from a degenerative disease who have an unbalanced, unhealthy diet are at a higher risk of contracting a virus, a fungus or some other unwanted microorganism. Nutritional deficiency disrupts intercellular communication and leads to hormonal imbalance and structural alterations in amino acids. All this affects the entire cell reproduction mechanism and DNA instructions.

Regular consumption of white refined sugar, fizzy drinks (one fizzy drink contains more than 10 tea-

spoons of refined white sugar), potato chips (crisps), industrially-made cakes, as well as fried food, constitutes a risk factor. Similarly, it is important to avoid ready-made meals, processed meats (hot dogs, sausages, bacon and ham), fast-food and food additives, etc.

Refined vegetable oils, containing trans fats, are widely used for deep-frying (chips, fried chicken, pastries) and processed foods (mayonnaise, tomato ketchup, and others sauces and dressings). When ingested excessively, they actually suffocate the cells, depriving them of oxygen. We must take precaution when shopping for food. Vegetable oils may be labeled “100% pure”. Even if partly natural, these are still manipulated products. Why? Because most manufacturers extract oils from plants using extremely high temperatures and chemical products.

When these oils are mixed with proteins, they hinder blood and lymphatic circulation, cause heart damage and inhibit our regeneration process. This slows down – and potentially halts completely – the bio-electric activity in these areas. According to Dr. Budwig, corrosive and caustic chemical products, namely, sodium hydroxide (commonly known for its use as a drain cleaner) are also used in the refining process.

Eliminating these harmful pseudo fats and replacing them with healthier ones (e.g. flaxseed oil and other cold-pressed oils) is a giant step towards fighting cancer and other diseases.

Include cold-pressed oils in your diet, such as: olive oil, sunflower seed oil, safflower oil or virgin coconut oil (which is the best for cooking because it does not alter chemically when exposed to high temperatures). The label must read “cold-pressed”, “virgin” or “extra-virgin” (in the case of Olive Oil).

Most food is cooked between 350°- 400°F (175°–200°C). At home people generally cook food at more than 105°F (40°C). These high temperatures destroy most of the beneficial enzymes. Steam cooking our food is a much better alternative.

The goal of Budwig Center’s protocol is to rectify the proportion of all minerals and nutrients in the body in order to achieve the balance as well as the electromagnetism required for all the necessary reactions to take place in our body.

Why are some people more prone to degenerative diseases, tumors and other chronic illnesses than others? Well, we are all exposed to parasites, virus, fungus, harmful toxins and other health risk factors on a daily basis. Moreover, our immune system can be weakened by severe negative emotional shocks, (such as the death of a loved one, divorce, family issues, financial setbacks, etc.), over-working, a negative state of mind (which can also be the trigger for depression and anxiety disorder), lack of sleep and poor nutrition. Unknown to most, all of these situations can severely undermine our immune system and be contributing factors to a major illness.

In summary, if we follow a balanced diet, eat the right foods and, therefore, nurture a strong immune system, our bodies will be able to fight off intruders and withstand the stress negative experiences can put on our system.

DR. BUDWIG'S FORMULA (Flaxseed Oil and Cottage Cheese)

The mixture of flaxseed oil with cottage cheese/quark – also known as The Budwig Muesli – taken while following the diet as detailed below, is the cornerstone of the Budwig Program.

How to make the Budwig Muesli



Step 1 – Mix 3 tablespoons of flaxseed oil with 6 tablespoons of cottage cheese/quark (maximum 2% fat content). If the fat content of the cottage cheese or quark is too high, the flaxseed oil will not mix into it, cancelling out the oxygenating benefits of the Budwig Muesli. **Do not stir by hand.** Use a blender or a hand-held electric mixer for 1 minute at a slow speed. The muesli should have the consistency of whipped cream, with no excess oil. **Do not add anything else until it has a creamy consistency.**

IMPORTANT! Please be advised that step 2 (adding the flaxseeds) is not applicable to patients with cancer of the colon, rectum and especially patients who have had a colostomy.

Step 2 – Separately, in a coffee grinder, grind **2 tablespoons of whole flaxseeds** and add to the mix made in step 1. This muesli turns rancid after **20 minutes**, so it must be ingested immediately. **Do not grind and store seeds to be used later.**

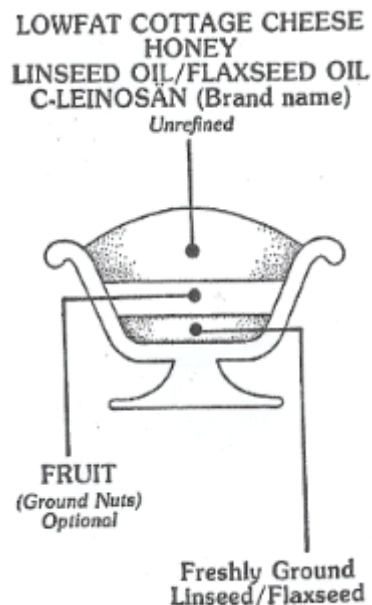
Optional – To sweeten the muesli you may add 1 teaspoon of honey (raw, unpasteurized honey is best, containing all of its healthy properties) or blended pieces of fruit. However, if you prefer other flavors, add lemon, parsley or garlic. If you would rather a runnier consistency, add goat's milk, oat milk, almond milk, or organic rice milk. You could also add dried fruits, such as ground hemp seeds, ground almonds, ground sunflower seeds, Brazil nuts, and pumpkin seeds (do not use peanuts). For a change, why not try adding vanilla, cinnamon, lemon juice, raw cocoa or grated coconut. Some prefer a touch of cayenne pepper... be creative!

- The flaxseed oil must be kept cold, so store it in the fridge. Try to purchase directly from the manufacturer, (e.g. Barlean's, N. America, who offer a discount to cancer patients on the Budwig program or Linovita, Europe), or from a herbalist/health food shop.
- **IMPORTANT** – Once made, the Budwig muesli should **NOT BE STORED**. It must be ingested within 20 minutes of its preparation.
- The cottage cheese/quark can be frozen if necessary.

To follow the Budwig Program you will need these 2 appliances, which we provide during your stay:

1. A coffee grinder for grinding flaxseeds.
2. A blender for mixing flaxseed oil and cottage cheese/quark. It must be an electric mixer, as mixing by hand does not obtain the same consistency.

Note: When quantities are mentioned this is what we mean: 1 teaspoon = 5ml, 1 tablespoon = 15 ml, 6 spoonful's = 1 cup, 4 tablespoons = ¼ cup.



How Dr Johanna Budwig served the muesli for breakfast

1. Start with 2 tablespoons of low fat milk, the 3 tablespoons linseed oil, which you will mix together with a Wisk type mixer or electric stick type blender until nice a smooth. (an electric blender is preferred as you can be surer the oil blends well with all the other ingredients)
2. Next add 1 teaspoon of honey and mix all 3 ingredients well together.
3. Now slowly add the low-fat quark 2 tablespoons at a time and keep mixing until it is mixed well, putting in a total of 6 level tablespoons of Low Fat Quark/cottage cheese
4. In separate bowl put 2 tablespoons of freshly crushed flaxseeds that you have ground up with a coffee grinder and covered in honey.
5. Now put some fruit (berries, lemon juice, etc.) or nuts over the seeds and honey.
6. Then finally pour the mixture of Quark, honey and oil over the flaxseed and honey and fruit.

IMPORTANT! Please be advised that step 2 (adding the flaxseeds) is not applicable to patients with cancer of the colon, rectum and especially patients who have had a colostomy as the seeds could clog things up.

DAIRY INTOLERANT: If you are intolerant to dairy then use 6 tablespoons of “Presoaked flaxseed” approach and instead of adding these to cottage cheese add the presoaked seeds that you grind up with the upright stick blender to 6 level tablespoons of cold filtered whey powder instead of the cottage cheese. Consume this twice a day so you will need 12 tablespoons of presoaked seeds and 12 level tablespoons of whey. Plain Whey is the best choice.

FLAXSEEDS: If you are not able to get fresh pressed flaxseed oil or you would like to benefit from the nutrition that the flax shell provides then you can make the muesli using flaxseeds instead of flaxseed oil. Put 12 tablespoons of organic flaxseeds into a bowl and triple the amount pure water to cover the seeds and then soak overnight. Using an upright stick type electric blender, grind and blend up half the amount of soaked seeds (you need to consume the muesli twice a day thus the other half of presoaked seeds will be used in the afternoon) and then add to 6 tablespoons of low fat (2% of less) cottage cheese or quark, 3 tablespoons of low fat milk (avoid UHT milk) and blend with electric stick type blender for a minute. Follow with optional added honey, fruit, lemon juice, etc. (see Optional)

FOODS TO AVOID WHEN FOLLOWING THE BUDWIG DIET

SUGAR: Cancer cells require 18 times more sugar than normal healthy cells, because their mitochondria are damaged. Further proof that cancer is fed by sugar is shown by the principles involved in performing a PET scan. The doctor injects glucose (sugar) into the veins when performing a PET scan because the glucose is

www.BudwigCenter.com - www.BudwigCenter.eu - www.BudwigCenter.es

quickly taken up by the cancer cells so that these light up in the test. Although we may directly avoid sugar, please keep in mind that the following foods have sugar content: Ice-cream (*commercial ice creams also often contain chemicals like carboxymethyl cellulose, butyraldehyde, amyl acetate and diethyl glycol which is also used in anti-freeze and paint removers*), pastries, fizzy drinks, boxed cereals, ready-made sauces and even in savory food, for example, bread.

Read labels carefully. Avoid fructose syrups, maple syrup, sugarcane honey (molasses) and artificial sweeteners. Fizzy (soft) drinks can have up to 10 teaspoons of white refined sugar. Fruit juices from concentrate have a high sugar content and low nutritional value since the UHT manufacturing process leads to the loss of most of its beneficial vitamins.

REFINED OR HYDROGENATED OILS: Regardless of the plant or seed, oil that have been refined cause our cells to suffocate. We should, therefore, avoid fried food (chicken, fries, chips, doughnuts, etc.) and try to cook our hot meals at home using coconut oil, which can tolerate high temperature without altering its components.

DAIRY PRODUCTS: Except cottage cheese or quark used in the Budwig Muesli, we do not use dairy products (including butter) in our diet because they contain animal fats that retain toxins and contribute also towards Candida and fungus growth.

BUTTER: Should be avoided, make your own Oleolux instead (recipe provided at the end of this guide).

SHELLFISH: Lobster, clams, shrimp, prawns, (although they are not shellfish: squid, octopus, and other mollusks are not recommended either). Shellfish (from which seafood is made) eat everything in their environment; so by consuming them you may also be ingesting heavy metals and other toxins.

PORK AND COLD MEATS: Please be reminded that animal toxins are stored in their fat, which is why it is best to avoid pork and cold meats. Also, many types of cold meats contain chemical additives such as nitrates. Dr. Johanna Budwig said that red meat contributes to swelling or inflammation and was not in favor of eating pork due to the nature of the pig's digestive system. Pigs eat everything in sight and digest their food in approximately 4 hours, leaving a large amount of toxins, which end up in the fatty tissue of the animal. Ongoing consumption of pork produce has been linked to inflammation of the joints (arthritis).

REFINED GRAINS & CEREALS: White bread, pasta, and all refined cereals are hard to digest. They do not contain the nutrients and fiber needed by the intestine, and worse still, they help increase glucose levels, which also promote Candida and fungus issues.

COFFEES, TEAS, AND PREPARED BEVERAGES: Coffee contributes to pH acidity and is also damaging to the nervous system and kidneys. A Cancer patient should not drink it, and all teas should be herbal loose-leaf infusions, because tea bags and paper filters contain harmful chemicals, such as chlorine.

MICROWAVE: Microwaves destroy most nutrients and the beneficial elements that food can provide for us, as well as it distorts the molecular structure of food.

TEFLON (Polytetrafluoroethylene (PTFE): Food cooked on Teflon type frying pans contains small particles of PTFE, which, when consumed, are harmful to the reproductive system.

ALUMINIUM KITCHEN UTENSILS: We recommend using ceramic kitchen utensils and we provide them during your stay at the Budwig Centre. We also recommend cooking with cookware made of stainless steel, wrought-iron, glass or earthenware.

FOODS RECOMMENDED BY DR. BUDWIG

SAUERKRAUT JUICE AND FERMENTED FOODS: Dr. Budwig favored fermented foods. Dr. Budwig had all her patients drink a glass of fresh sauerkraut juice first thing in the morning. She recommended to add a little pineapple juice if you find the taste hard to take. She knew that cabbage offers a host of health benefits. The famous Captain James Cook sailed around the world without losing a single sailor to scurvy, thanks to the foods his ship carried, including sixty barrels of sauerkraut.

COTTAGE CHEESE / QUARK / KEFIR COTTAGE CHEESE / FROMAGE BLANC: (not on its own) mixed with ground flaxseed oil muesli, twice a day. Fromage blanc (Spanish Quark), when made from skimmed milk, is very similar to low-fat quark. It is important to use the low or zero-fat variety, since, for the purpose of reducing what Dr. Budwig called 'respiratory poisons', it is advised to use low-fat quark (cottage cheese) for the preparation of the flax oil/cottage cheese mixture (Dr. Budwig considered animal products to be respiratory poisons and personally favored a vegetarian diet). The rich in omega 3 linseed oil, which she was greatly in favor of, only produced the chemical reaction that enabled the flaxseed oil to become water soluble and enter the cells when mixed with quark or cottage cheese with low or zero-fat content.

The negative aspects of dairy seem to be largely neutralized when combined with flaxseed, as a chemical reaction takes place and the muesli formula becomes bio available and henceforth floods the body with high amounts of life giving oxygen.

SWEETENERS: Liquid stevia, raw honey and natural dried fruit like dates and figs (limit raisins to 1 table-spoon per day in your salad or other dishes; not recommended to eat on their own).

ORGANIC FRUIT AND VEGETABLES: Whenever possible, we recommend consuming seasonal fruits and vegetables, preferably raw or steamed to retain all the nutrients. For a larger intake, we suggest making vegetable juices or fruit and vegetable shakes. We do not recommend fruit juices where the pulp has been separated from the fruit. We advise you to use a type of blender that retains the pulp and is capable of juicing vegetables like carrots (such as BLENDTEC or VITAMIX). Always try your very best to consume only organic. When fruits and vegetables are organic you also have the peace of mind that they are not GMO (Genetically modified).

NUTS, DRIED FRUITS AND SEEDS: Only natural (no hydrogenated oils) and not roasted. Almonds can be soaked to make them more usable in sauces (see recipes). Several published studies have identified walnuts as bearing unique cancer-fighting qualities. Researchers at UC Davis and other institutions have uncovered that diets rich in whole walnuts, as well as walnut oil, have the ability to slow prostate cancer growth in mice. Other studies determined that just two handfuls of walnuts each day could reduce to half the risk of breast cancer and tumor growth. It is believed that walnuts can shrink levels of the hormone IGF-1, known to play a key role in development of both prostate and breast cancer. Also Researchers found they reduced cholesterol and increased insulin sensitivity, making them valuable in the fight against heart disease and diabetes.

Flaxseed or Linseed oil is delicate and subject to oxidation. From the moment of extraction until it reaches your kitchen it should always be kept between 5°C and 12°C. Since this is logistically difficult and out of most people's hands, it is recommended to include the actual seeds, ground in our daily food plan.

Flax seeds themselves with the shell or husk contain very important nutrition that is not in the oil. Dr. Johanna Budwig included ground flaxseeds in her meals in addition to taking the muesli.

Another way to eat them is soaking the seeds 2 or 3 hours before to 'wake up' the seeds and eat them whole. This can be done with chia seeds as well.

FLAXSEEDS and FLAXSEED OIL on your daily salad: Also it is recommended to grind up in a coffee grinder 1 tablespoon of flaxseeds and sprinkle them over your salad. Also mix 50/50 flaxseed oil and olive oil to put over your salads daily. You will find this really adds great flavor and health benefits to your meal.

HERBS and HERBAL TEAS: Dr. Budwig used herbs generously in her program. Such as Chai tea, Jasmine tea, Basil, cinnamon bark, clove, fennel seed, dandelion, fenugreek seed, ginger, spearmint, star anise, turmeric, and thyme. Many herbal teas are effective for pain and meridian balancing as in Chinese Medicine, which we emphasize in our clinic. (*More on Chinese Medicine and Herbs later in this Guide*)

COLD PRESSED OR EXTRA VIRGIN OILS: Olive oil, sunflower seed oil, hemp seed oil, macadamia oil, sesame oil, grapeseed oil, coconut oil etc. Each type of oil has a distinct taste and contains vital characteristics to oxygenate the cells. They are to be ingested raw, as a dressing or in a shake. The only oil that should be used for cooking is coconut oil.

ORGANIC WHOLE GRAINS: Dr. Johanna Budwig's favorite grain was buckwheat. Try variations like quinoa, whole grain Basmati rice, millet, and spelt. The Western diet uses large amounts of wheat in their dishes and recipes, and growing numbers of people are intolerant to it. Try sprouted grains or Ezekiel bread. Corn is not recommended because (unless otherwise stated) it is normally genetically modified (GM) and could easily have traces of mold.

ORGANIC PULSES: Chickpeas, beans and lentils are all very nutritional, and especially rich in amino-acids. Natural (no sugar) pickles are also fine.

FREQUENTLY ASKED QUESTIONS ABOUT THE DR. BUDWIG PROGRAM

Is there any replacement for Cottage Cheese / Quark?

Some websites that talk about Dr. Budwig and her food program even suggest using yogurt, eggs, vegetable powders, nuts or garlic. What did Dr. Budwig say on the matter?

Yogurt: First of all, if you read through all her books and research, she never recommended or sanctioned the use of yogurt as a suitable substitute for quark in the Budwig Diet. She was adamant on using quark (cottage cheese) right up to publishing her last book in September 1999. That is not to say that she necessarily was opposed to yogurt, she just did not mention it as an option. It probably is not as effective as cottage cheese/quark because it lacks the protein density of cottage cheese and may not fully mix with flaxseed oil. The dairy product needs a certain protein density to facilitate complete water solubility of the flaxseed oil. After mixing yogurt even in double or triple proportion of the cottage cheese, on close observation with a magnifying glass you will find that there are still tiny oil specks floating on top, yet with quark that does not happen. Please keep in mind that a chemical reaction takes place when the sulfhydryl groups in quark or cottage cheese bind with the unsaturated fatty acids in flaxseed oil. This reaction allows the flaxseed oil to become water soluble and easily be absorbed into the cell membrane. I would not risk using yogurt when you are fighting with cancer and your life is at stake!

Kefir Cottage Cheese: This is an acceptable substitute for **lactose intolerant** persons. For people who seem to have some intolerance to dairy it seems to be easily solved by making your own homemade Kefir Cottage cheese. The kefir is already fermented for a longer period, thus the conversion of lactose to lactic acid is virtually complete, and doesn't present the same digestive problems, even for those with irritable bowel disease, in most cases. After mixing the Kefir Cottage cheese and linseed oil for at least one minute, try adding the juice of a whole lemon for even better digestion and a fresh zingy flavor.

If this Kefir Cottage cheese still causes you some dairy intolerance issues, try taking the enzyme lactase when consuming dairy (lactase pills).

Goat or Sheep Milk: In all her books and interviews, Dr. Budwig never mentioned goat milk. She does www.BudwigCenter.com - www.BudwigCenter.eu - www.BudwigCenter.es

however mention sheep's milk as being acceptable. Since the fat in goat milk is different and generally considered healthier, it could be used exceptionally if you cannot locate Cottage cheese from cow milk. If you live in a country where goat and sheep milk are the norm, use sheep milk if at all possible, and make Kefir Cottage cheese with that milk.

Vegetable Powders, Eggs, Nuts or Garlic: Dr. Budwig would never approve of any of these substitutes for the following reasons: Dr. Budwig was aware of the Vegan alternative, BioSan's Companion Nutrients, but when asked by a Swedish professor about quark alternatives for his client, former president, Bill Clinton, she disregarded companion nutrients completely. And there is no indication that they work.

The same is true of vegetable protein powder instead of cottage cheese. Over the 16 years I have been researching cancer remedies and studying the Budwig protocol here at the Budwig Center, I have not had any patients or heard of any cancer healing testimonials on record, achieved with the help of BioSan's Companion Nutrients, powdered vegetable protein or other substitutes.

Based upon USDA food tables, leeks, chives, garlic, cabbage, red pepper and asparagus contain sulfur, but not sulfurated proteins in any appreciable amount. We need to keep in mind that it is not the sulfur in vegetables that we are after, but the sulfurated proteins. So while these vegetables (as well as many other foods) do contain sulfurated proteins, the problem is they do not contain the amounts required for the Budwig mix.

Egg yolks: would be a better choice but they are much too fatty for consideration in the Budwig diet and the consumption of eggs, even organic free-range, is controversial as nowhere did Dr. Budwig approve of them directly.

Nuts and seeds: have a very high level of sulfur containing proteins, especially walnuts. The proteins in nuts and seeds are already balanced with omega 3, 6 and 9 fats by nature, but when flax oil is added, this natural balance is lost. Therefore, once again we will not reach the proper fat/protein proportion obtained with dairy, as recommended by Dr. Budwig. In conclusion, there are two reasons why using nuts as a dairy substitute would not be effective: Too much omega-6 and too little sulfur proteins in relation to the fats.

Did Dr. Budwig recommend animal protein for cancer patients?

Dr Budwig stated in her book Flaxseed is a true aid against arthritis, heart Infarction and cancer, on page 34: "I do not forbid patients meet, unless they are on the edge of the grave". However, Dr. Johanna Budwig was a vegetarian and the entire thrust of her books, recipes and presentations promoted a vegetarian diet for her cancer patients and for cancer prevention.

In her **Oil Protein Diet Cookbook**, Dr. Budwig writes on page 175 "While traveling, you can always care for yourself with Linomel and hot or cold milk, and/or fruit juices." She also recommends eating various types of fresh fish to fill in for the flax oil and cottage cheese/quark when travelling. She writes: "...you can protect yourself against harm while travelling by ordering fresh fish such as trout, pike, carp and other fresh fish. However, canned (tinned) fish, also shrimps, prawn and other items from the deli counter which frequently contain artificial coloring agents and harmful chemical preservatives, must be strictly avoided."

Protein from meat can be replaced with protein from plants, whole grains, seaweed, especially spirulina which contains about 65% protein and three times as much protein as red meat. There are many other vegetarian sources of protein such as hemp, lentils, sprouts, nuts and seeds.

Red meat causes inflammation and, of course, non-organic red meat contains synthetic hormones and antibiotics. Processed meats have several harmful preservatives.

As Dr. Joanna Budwig discouraged all animal protein she never used **eggs** in any of her recipes and so they are not part of the Budwig diet

www.BudwigCenter.com - www.BudwigCenter.eu - www.BudwigCenter.es



Did Dr. Budwig recommend organic food?

Whenever possible, purchase organic food, as studies have proven that organic produce contains up to 69% more natural antioxidants than conventional crops with pesticides.

A UK research group inspected data from over 300 reports testing the differences between organic and conventional crops.

They reached the conclusion that the antioxidant impulse acquired from changing to organic produce is the equivalent of one or two additional portions of fruit and vegetables every day.

This change also reduces exposure to nitrates, nitrites and toxic heavy metals such as lead, mercury, and cadmium. Pesticides and herbicides literally form a layer on our food, while exposure to these chemicals damages our DNA and is linked to such conditions as Alzheimer's and other neurodegenerative diseases.

Why did Dr. Budwig discourage taking vitamin and mineral supplements?

In Dr. Budwig's [German-language] book "Fotoelemente des Lebens" (Photo Elements of Life), p. 5, she talks about "the addition" of chemical substances, referring to antioxidants. She was obviously referring to man-made antioxidants, which are synthetic, and not antioxidants that are naturally occurring in foods.

She also spoke of "electron thieves", such as margarine, animal fat, butter, nitrate, ionizing radiation, cytostatics (chemotherapy), antioxidants and vitamins with antioxidant properties (in high doses). These can prevent the uptake of electrons, blocking cell respiration.

The following are quotes from the Budwig protocol: "Vitamins in capsules or pills contain fragmented nutrients and are mostly synthetically made. There is a long list of synthetic components, some of which are damaging; amongst these synthetic elements is talcum which is similar to asbestos."

Dr. Budwig also said: "High doses or levels of antioxidants (antioxidant supplements) could reduce effectiveness or interfere with the Budwig Program." She encouraged her patients to eat food in the form that God made it, not manipulated and processed. Therefore foods that naturally contain antioxidants are acceptable. For example, when eating grapes try to eat the seeds of the grape, as they are one of the richest sources of natural antioxidants.

The Budwig program does not include any vitamin, mineral or antioxidant supplements.

www.BudwigCenter.com - www.BudwigCenter.eu - www.BudwigCenter.es

Were Vitamin C in high doses and Vitamin C infusions approved by Dr. Budwig?

Nobel Prize winner Linus Pauling (Nobel Chemistry Prize in 1954 and Nobel Peace Prize in 1962), advocated the consumption of high doses of Vitamin C in the treatment of many diseases, including cancer. Although Dr. Johanna Budwig was aware of Dr. Pauling's research, she did not use it in her program. However, from Dr. Budwig's views with respect to antioxidants (Vitamin C is an antioxidant), she did not recommend doing Dr. Pauling's therapy at the same time as the Budwig Program. That is to say that if a patient wants Vitamin C infusions, they are advised to stop ingesting the cottage cheese/quark and flaxseed oil mix during that time.

Are Ozone or similar high-oxygen treatments suitable?

Translated and extracted by *Healing Cancer Naturally* © 2006 from Dr. Budwig's books *Das Fettsyndrom and Der Tod des Tumors*. From *Das Fettsyndrom* pp. 76 ff: "The use of oxygen concentrate, aerosols, hydrogen peroxide injections and other methods of counteracting hypoxia or tissue anoxia, means forcing blood to take oxygen. Trying to do this through non-biological means is the wrong way to go about it. The priority should be to investigate why the blood is not absorbing enough oxygen?" The link between a lack of oxygen in the blood and how it affects our health has been firmly established.

The effects of insufficient oxygen can range from fatigue to a potentially fatal disease. Dr. Otto Warburg, Nobel Prize winner both in 1931 and later in 1944 for discovering the cause of Cancer, said: "Cancer has one main cause. The main cause of cancer is when normal cellular oxygen breathing, is replaced with an anaerobic cellular breathing (less oxygen)". Once a cell's oxygen availability drops below 60% of its normal rate, the cell is forced to change to an inferior energy production method (fermentation); the cell cannot return to an adequate oxygenation system, and loses control of replication, and therefore starts to frantically make copies of itself, a condition we call cancer. Dr. Warburg pointed out that any substance depriving a cell of oxygen is a carcinogen.

Dr. Budwig discovered that **by supplying flaxseed oil and quark to her patients, the body's oxygen absorption increased immediately and naturally.**



Why did Dr. Budwig recommend walking outdoors and sunbathing, even on cloudy or rainy days?

Dr. Budwig made her patients sunbathe and take walks in the fresh air for 20 minutes a day, even on cloudy or rainy days. The sun's source of vitamins strengthens the immune system, regulates blood pressure and helps balance cholesterol and pH levels in the body. This is why she wanted all her patients, even those in advanced stages of cancer, to benefit from this therapy.

Sunbathing on the beach, on the banks of a river or by a lake is highly recommended (within the previously mentioned time frame of 20 min a day). Not only does this expose the body to the sun's benefits, walking barefoot on sand or on grass helps to balance the immune system and our blood pressure. Thus, it is highly recommended to do this on a daily basis. On average, southern Spain has 325 sunny days a year, which makes it an ideal location for our Center. Patients can enjoy frequent walks on the beach, which is only 15 minutes away from our clinic.

What precautions should I take when sunbathing?


Dr. Budwig was adamant that all her patients have daily sunbathing sessions with as little clothes on as possible. The sun is a source of vitamins, but we must be very careful when being exposed to the sun's rays. When sunbathing, take note of the following precautions to avoid burns, heat exhaustion, and other damages to the skin, which could also evolve into skin cancer if exposed continuously and for long sessions.

PRECAUTIONS:

- Use hats or caps to protect your head.
- Do not use any sun protection that has harmful chemicals in them. If you only expose yourself for 20 minutes, no sun screen is needed. If you go fishing, skiing or some other outdoor activity that requires you to be a long time in the sun, use Shea butter (Karite). You can also make your own homemade sunscreen; <http://www.keeperofthehome.org/2015/06/how-to-make-your-own-sunscreen-lotion.html>
- Keep hydrating the body by drinking lots of water, or cold herbal tea.

What exercise should I be doing?

Dr. Budwig said: "Each case should be studied individually, but I would never allow a Cancer patient or of any other serious illness to run, or cycle... The sick body needs a certain amount of rest."



Having said that, and although in severe cases rest is recommended, it is true that a certain amount of exercise is positive so as not to become too sedentary.

As mentioned previously, the type of exercise, its intensity and duration, depend very much on each patient's condition.

Generally speaking, a minimal exercise regime could be followed as long as the patient is healthy and the activities do not require too much effort.

Walking and Swimming: Everyone can do it and it does not require too much effort. We are helping our heart and our body. Depending on the patient's condition, age, and physical strength, these walks could last between 10-30 minutes, preferably during the day. A recent study shows that ten minutes of brisk exercise triggers metabolic changes that last at least one hour.

Deep Breathing: This can be done lying down. Exhale completely through your mouth, making a whoosh sound. Close your mouth and inhale quietly through your nose to a mental count of four. Hold your breath for a count of seven. Exhale completely through your mouth, making a whoosh sound to a count of eight.

This is one breath. Now inhale again and repeat the cycle three more times for a total of four breaths.

www.BudwigCenter.com - www.BudwigCenter.eu - www.BudwigCenter.es

Note that you always inhale quietly through your nose and exhale audibly through your mouth. The tip of your tongue stays in position the whole time. Exhalation takes twice as long as inhalation. With practice, you can slow it all down and get used to inhaling and exhaling more deeply.

All patients staying at our Clinic may use the equipment available to them in the apartments: The mini trampoline is an efficient appliance for blood and lymphatic circulation. The FIR Sauna helps to detox the lymph system. The CHI machine is for aligning energy meridians.

The mini trampoline helps to stimulate the immune system, the circulatory and lymphatic systems, as well as the heart, muscles, and joints. The movement generated puts the diaphragm to work (as laughing does) and massages the thymus gland located right behind the breastbone.



These exercises are very simple and do not require much time or physical fitness. According to your health condition, move up and down on the trampoline for approximately 3 minutes to start with and work up to 10 minutes, using small jumps (don't worry if you can't lift your feet off the trampoline, as the mere up & down movement provides enough exercise).

Stimulation of the lymphatic system helps the immune system, and stimulation of the circulatory system aids oxygenation of the cells; both reactions are important for cancer patients. NASA research found rebounding to be 68% more efficient than running on a treadmill!

Would fish oil be a good substitute for flaxseed oil?

Dr. Johanna Budwig did not approve of fish oil (or cod liver oil) because of the high temperatures to which they are submitted during processing. She was concerned this would damage the oil and render it harmful for consumption. Therefore, she did not include them in her diet. Generally speaking, one should not use fish oil as a replacement for flax oil/cottage cheese in the Budwig Diet. Dr. Budwig made sure her patients obtained natural Vitamin D by spending time outdoors every day. In reality, the Budwig Diet provides high amounts of omega-3, for which cod liver oil should not be required. Additionally, environmental toxins such as PCBs, fertilizers, mercury, lead, petroleum and others abound in the world's rivers and oceans. So fish oil is likely to contain dangerous contaminants which, apparently, only molecular distillation is able to completely remove. If you do use fish oil, you may wish to look for a product that is molecularly distilled under extreme vacuum (this allows the oil to "boil" at relatively low temperatures), as well as independently certified as being free of contaminants. Udo Erasmus (author of ***Fats That Heal, Fats That Kill***) agrees with this approach.

Krill oil was not mentioned by Dr. Budwig when she talked about cod liver oil. It is one of the best natural foods for preventing excessive blood clotting, which can lead to strokes and heart attacks (a concern once you reach your 40's). This is a tiny shrimp-like creature that lives in the pristine waters of Antarctica. Krill feed on plankton floating on the ocean's surface and contain high amounts of beneficial omega-3 fats EPA and DHA, and much more absorbable. And because krill is at the bottom of the food chain, it does not accumulate mercury, unlike large fish species. The Flaxseed oil and Cottage cheese mix also helps prevent heart attacks and strokes.

Why is it so serious to be constipated when fighting cancer?

It is unhealthy for anyone to suffer from constipation, but it is actually dangerous when you are fighting cancer. The body is expelling countless dead microbes, toxins and debris. These need to be eliminated on a daily basis, otherwise you will suffer from 'auto-intoxication'. You can use 1 teaspoon of Castor oil every hour or 1 teaspoon of Epsom salts in a glass of juice every hour, until you get results. A water or coffee enema is also helpful.

Does the FSOCC thin the blood, posing a problem if I get surgery?

Some suffer from swelling and/or excessive bleeding after an operation. Flax oil does thin the blood somewhat; however, the Flaxseed oil's mild blood thinning quality should not be a serious matter unless you are on blood-thinning medication. In that case, you should make allowances for it. You need vitamin K, which is the natural blood clotting agent. You can get it from dark green leafy vegetables, especially Swiss chard and Kale.

Is there any difference between golden and brown flaxseeds?

Linseed and flaxseed are synonyms, both used to denote the seed of flax. As for golden or brown flaxseed, there is really no difference. Some go with their taste preference. You can use either one.

Should I purchase flaxseed oil with added lignans?

No, it is not recommended to purchase Lignan linseed (flaxseed) oil; it is best to purchase the regular flaxseed oil with no added lignans, as you will obtain these fresh when you add the ground up flaxseeds to the mixture. Purchasing oil with added lignans is not recommended because: the lignans are not fresh; it contains less omega-3 fats than regular flaxseed oil; and, tends to contain added antioxidants (which must be avoided according to Dr. Budwig). To keep the lignan particles afloat and in suspension, the flaxseed oil (with added lignans) needs to be repeatedly shaken or stirred, thus introducing more oxygen into the oil, which accelerates oxidation (rancidity).

Should I avoid all fruits, juices, honey, etc., since sugar feeds cancer?

Refined sugar is bad for you and is believed to feed cancer and causes a host of diseases. However, please understand that most natural foods – such as vegetables, legumes, grains and nuts – also contain carbohydrates, which are broken down into glucose (sugar) during digestion. Dr. Budwig made that clear that refined sugars (white refined sugar, cane sugar, maple syrup and so on) should not be consumed. She did allow berries, fruit and fruit juices because of their nutritional value (without specifying which ones). When consumed in reasonable quantities, most natural foods (including fruits) have a glycemic load that is low or average. The important thing is to have a balanced, healthy diet that will provide our body with the necessary energy and nutrition. Dr. Budwig did not make a hard rule about using honey for the Budwig mix; she simply stated that some 'may' be used. However, the flax oil/cottage cheese seems to mix better when honey is added. Only use non-pasteurized, raw honey because eating processed honey is like eating sugar. Stevia and xylitol (only use xylitol from Birch trees), figs, dates and raisins (note that the glycemic load of these three is higher than most fruits) as well as all fruits are acceptable sugar substitutes.

How can I buy fresh flaxseed oil and keep it fresh?

Yes, Flaxseed oil is fragile and needs to be handled properly. If you freeze flaxseed oil, it can last for approximately one year. Once opened, if you continue to keep it frozen it still should last for several months. You can keep it in the freezer all the time. Additionally, care should be taken not to subject flaxseed oil to more light than necessary when pouring it (e.g. try not to pour it in sunlight or under direct fluorescent or incandescent light; LED lamps are better).

After the cancer has gone into remission, how long should one stay on the Budwig program?

In Dr. Budwig's books *Kosmische Kräfte gegen Krebs [Cosmic Forces Against Cancer]*, *Der Tod des Tumors Bd. 2, [The Death of the Tumor Vol. 2]*, and *Cancer - The Problem and The Solution*, she writes: "With persons who previously suffered from cancer and who feel well again - having even lost their tumors and metastases - after strictly adhering to the oil-protein diet, I've observed the following: if they re-change their diet within the first months [after their recovery], such as by eating sausages and cold cuts or eating on a holiday whatever the usual hotel cuisine will serve, all of a sudden, their erythrocytes will be heavily re-infested by these 'cancerobes'."

Usually by the time you are considered free of cancer, your taste buds and food choices have been permanently altered and you no longer desire harmful foods. Your mind and body together will reject them as you

www.BudwigCenter.com - www.BudwigCenter.eu - www.BudwigCenter.es

know how dangerous they can be. This will make it easier to follow the basic Budwig food plan for the rest of your life to maintain optimum health and prevent cancer from returning. If a person on a rare occasion were to eat a small portion of sugary pastries, ice cream, or some deep fried food, etc., this would not be serious, however the important thing is to never go back to the unhealthy food choices of before that caused the cancer in the first place.

It would seem that when a person has had cancer once, they will always have an increased susceptibility to develop cancer in the future. For this reason, one must be careful for at least 3 years, although we recommend 5 years. Is there really any better way to live, then a plan that makes you feel full of energy and life, and helps you avoid a host of health issues? Once you lose your good health, it is hard to enjoy much of anything. The Budwig Center recommends that you continue to detoxify the body on a regular basis. Daily 20 to 30 minute walks and jumping on the rebounder, along with lots of positive experiences, spending happy times with friends and family. It is highly advised to have regular sessions of EFT (Tapping) to deal with new or old negative emotional issues. Laughing with friends and watching comedy movies, as well as singing, all exert a strong healthy influence on the body.

Which therapies are available at Budwig Center?

Dr. Budwig writes in her book *Der Tod des Tumors (Bd. 2) [The Death of the Tumor, Vol. 2]*, on page 143, on the subject of self-help and treatments she endorsed: “What other therapeutic measures are advisable, permitted, recommended? I always reply: Everyone should do what they can - cold water treatments, hyperthermia, homeopathy, phytotherapy (herbs), even psychotherapy, or sometimes even surgical intervention depending on the situation.

Dr. Budwig herself encouraged patients to proactively employ other personally helpful natural and holistic treatment modalities, thus recognizing that an active stance may be required to optimally support and enhance the self-healing process of the physical body, and that the whole person, or body/mind, may need to be addressed and engaged in this venture.

Dr. Budwig’s philosophy was not about destroying cancer cells, per se, but more the approach of destroying the microbes and pathogens that are in the cell. In doing so, the cancer cell then reverts back to a normal healthy cell or, if they are too damaged, they will naturally die and leave the body. Therefore, the Budwig Center only uses therapies and remedies that are in harmony with her approach.

Recommended therapies include: **Hyperthermia, Phytotherapy** (100% natural herbal compounds). To determine which treatment is right for each patient, we start by performing a **VEGA Test and GSR scan**, which allows us to get insight into the patient’s specific needs. **Colon Hydrotherapy** (internal irrigation), **Homeopathy, Bio Energetic Restoration**, Saunas (FAR Infrared), **psychotherapy** (guided imagery, positivity, eliminate trauma, visualization), as well as other techniques to improve living processes, ranging from simple techniques like reflexology to E.F.T. (Emotional Freedom Technique).

Other natural therapies and treatments available at Budwig Center:

- Blood tests – If the doctor needs to see values not included in your medical history
- Ultrasound
- Juicing and enema detox/nutrition therapy protocol
- Allergy and Intolerance Testing and Treatment
- Bio Catalytic Therapy – pine needle extract inhalation
- EMF (Electro Magnetic Frequency) Smog Protection Therapy
- Enema Therapy – coffee or green tea enemas every day for 3 weeks
- Enzyme Therapies – pancreatic cancer and ascites support
- Water Structuring Therapy – enhances the bio availability of water
- Fitness Programs (i.e. Rebounder, Chi Machine) – one in every guest room
- Neural Therapy – For pain and nerve regeneration after surgery
- Nutritional Counselling – Budwig Kitchen – we provide lunches following the Budwig food plan using organic ingredients for patients to enjoy and learn as a group
- Aerosol treatment – homeopathic formulas to regenerate mucous membrane
- Glutathione and homeopathic formulas IV’s (intravenous)


Therapies recommended by Budwig Center



Our staff at the Budwig Center consists of two Medical Doctors, an Oncologist, a registered Nurse, two certified Naturopaths, two psychotherapists, a VEGA test Expert therapist, which all together can provide several effective Budwig approved therapies that are outlined here in our Guide

Since Dr. Budwig passed away, numerous studies and investigations have been carried out to find new types of therapies and remedies for cancer, tumors, chronic and degenerative diseases. We carefully analyze each one and select those that do not conflict with Dr. Johanna Budwig's original concept and approach to cancer.

Psychotherapy, Psycho emotional Therapy pair and Kinesiology Testing



The Biomagnetic Pair is a technique developed by the Mexican Doctor Isaac Goiz. In this therapy, pairs of magnets are set in strategic places on the body to modify the pH and treat many diseases caused by viruses, bacteria, fungus and parasites.

It is a wonderful help to treat a great variety of illnesses in a natural way. This therapy hardly ever causes negative side-effects. It is easy to apply to achieve amazing results.

It cannot destroy tissues or spread infections, nor leave chemical waste.

Within this therapy there is a section devoted to treat emotions. This is called "Psycho-emotional Pair".

According to Eastern Medicine, emotions are vibrations that can be stored in different organs according to their nature, thus emotions such as sadness and depression can be stuck in the lungs, anger and rage in the liver and gallbladder, disappointment and bitterness in the pancreas, emotions associated to finances and the material world can be located in the colon or intestines.

Kinesiology testing

Using a testing technique called Kinesiology (Involuntary Muscle Movement Testing Technique) we can locate harmful emotions stored in many parts of the body. Once we place the suitable pole of the magnet

www.BudwigCenter.com - www.BudwigCenter.eu - www.BudwigCenter.es

in each location on the body, so that we have both positive and negative poles placed in pairs, negative emotions are removed as vibrations, resulting in a return to balance. After every treatment you feel a great sensation of lightness and relaxation, just like after having had a great massage. This helps to unblock and release the trapped emotions. After every session we can only feel peace and wellbeing.

Each negative emotion is like an electromagnetic unbalance expressed by the body with certain micro-electrical emissions, meaning that every negative emotion will cause a physical alteration which will be manifested in organs, glands, tissues and systems. Eventually, our immune system will be weakened, leaving the body exposed to many infections and even cancer activity. Emotional states such as stress, depression, anxiety, and others like these are accumulated in the body, changing its biological terrain, making it acidic, oxidized, causing the adrenal glands to secrete more cortisol and adrenaline, and forcing healthy cells to change their inner program. All this results in unexpected results for our health.

By treating our trapped emotions, once they are detected and located, we can set them free with this technique to improve our quality of life, prevent and treat psychosomatic disorders. This technique gives us the chance to reestablish our balance bio-energetically, by dissolving the emotional blockages, thus positively affecting the flow of energy. This therapy, when applied regularly, can help to prevent many ailments since it can treat all different psycho-physical levels, avoiding the activation of genetic predispositions to certain type of illnesses.

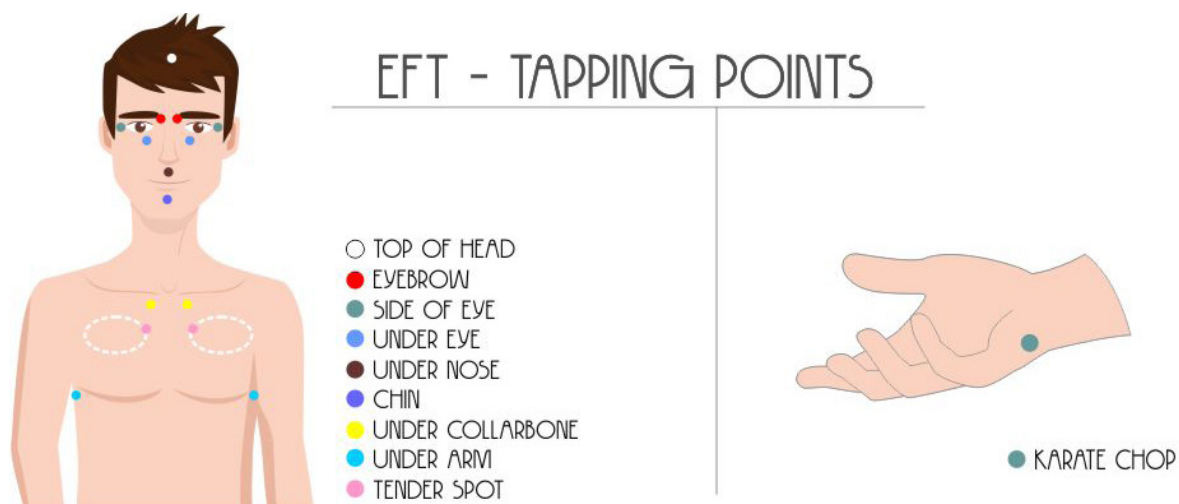
EFT - EMOTIONAL FREEDOM TECHNIQUE THERAPY (Also known as “Tapping”)

The Budwig Center emphasizes combining natural therapies and treatments with emotional therapy. So many studies confirm the link between a person’s physical condition and their emotional state or morale. Depressive or negative states can affect our immune system, lowering our defenses and, as a consequence, leave us more vulnerable to all types of pathogens. A serious negative emotional shock (family or work related) over time can trigger a serious illness, and can even facilitate tumors, cancer or another degenerative disease.

Bio-decoding consists of guiding the patient to identify the negative emotions linked to the symptom or symptoms of the illness, so as to locate it and decode it. This encourages the patient to free this emotion and therefore address the root of the disease. When a patient is mentally prepared for this type of self-examination it becomes easier to understand some of the reasons causing illness and identify the most effective way to fight it. Some patients do not understand this type of therapy, so our team of specialists will help them to identify the important link between our thoughts, feelings, and our health.

At the Budwig Center, we use **EFT therapy: Emotional Freedom Technique**, as well.

Patients visiting our clinic for clinical program treatments can request an EFT session and an hour and a half session of Par Psycho-Emotional therapy, which is a kinesiology test to treat emotions with magnets. There



is also a group session of psycho-immunotherapy, which stimulates the immune system through visualization and Neurolinguistic programming.

One of the advantages of these sessions is that, as well as being treated, you are also given instructions to be able to follow the treatment in the comfort of your home. This knowledge is a truly valuable tool. And for patients who request more of these therapies, our psychotherapist is available to provide sessions using other techniques such as the Test of Great Symbols, which consists in identifying trauma and blockages from the past with the objective of decoding them.

The mind-body connection: It is indispensable to keep both our body and mind balanced.

Emotional therapy helps to re-balance that connection. Combined with other treatments and therapies, patients will improve their state of mind, which in turn will directly lead to an improvement in one's health.

It's also important to be aware of sensitive areas or "Tapping points". Within EFT, each tapping point relates to a specific area or organ in the body. Stimulating these centers with the appropriate techniques notably enhances the immune system's responses as well as the body's general well-being.

In the book **COURAGE AND WISDOM IN A TIME OF NEED** (which you receive with your Home or Clinical program), in the last chapter, EFT is explained in further detail. A link is provided to a web page with MP3 downloads.

You will gain more insight into EFT from top professionals around the world. View EFT as your personal coach who helps you stay positive and focused during your time of recovery.

The BUDWIG CENTER strongly encourages spending at least 5 minutes (more is better) every day of your life dwelling on positive thoughts. Following this routine you will start to see a shift in your entire outlook and overall well-being. There are EFT (Tapping) therapists now in most parts of the world. We would encourage you to get a session or two in order to understand how it works and feels. Simply search online for "EFT Tapping Therapists" in your area. You may find there are several therapists to choose from.

After studying the EFT material – and once you have had a session or two – you will be ready to continue the daily routine alone.



To demonstrate the power of the mind-body connection, let me tell you about an experience of three men unloading a freezer truck.

The young man in the freezer area was making fun of the other two young lads to whom he was passing boxes.

Finally, when he passed them the last box they quickly closed the door on him and said: "You can freeze to death you looser".

The man in the truck yelled and banged on the door but he heard their voices fade as they left him all alone in the freezer.

The next morning they came and opened the door to the freezer truck and the man was curled up in a ball, he was dead. The strange thing was, they had turned off the freezer unit and it was warm in the truck.

They could not understand how he died. The conclusion of the police was that the young man *thought* he

www.BudwigCenter.com - www.BudwigCenter.eu - www.BudwigCenter.es

was going to freeze to death and so he did. These thoughts had an incredibly powerful force on his mind. The lesson is this: your brain leads your body; think positive; think that your body will heal; tell your brain to heal your body, and it will.

As it's been well said, it's not always what happens to us that is the most important but how we react to what happens. We can use the challenge to learn and grow, or we can decide that life is not fair and become bitter! To a large degree it's up to us.

We have all heard the expression "You are what you eat". Another truism is: "You are what you think". Day after day your thought patterns will eventually be your manner, your personality and how you come across to others. Every emotion is preceded by a thought!

When experiencing difficult times, do not give up or give in. Stay positive! Think positive! The brain runs the body. If we let our brain think negative ideas day after day, then that message will be transmitted to our body.

"Men often become what they believe themselves to be. If I believe I cannot do something, it makes me incapable of doing it. But when I believe I can, then I acquire the ability to do it even if I didn't have it in the beginning" - Gandhi

We need to control what we think. When we control our thoughts we have achieved the highest level of 'emotional maturity'. It is neither wise nor healthy to let our minds run wild thinking whatever it wants for as long as it wants like some spoiled, undisciplined child! So chase away those negative thoughts and replace them with positive ones.




Even if you simply do not feel happy or positive at some moment, tell yourself you are happy and laugh out loud, simply do whatever you can to think in a happy and positive manner and in a short while this attitude will help you to feel happy. Sometimes humming or singing a song you like helps switch off negative thoughts. We start to feel much better when we learn to let negative thought patterns go and focus on things that are encouraging.

See the power of the mind over the body. Watch this YouTube presentation of a man nicknamed the "Ice Man", who can swim in a glacial lake so cold that it would kill a normal person.

https://www.youtube.com/watch?v=XUQwFZ_xFdM

Every patient that enrolls in one of Home Distance or Clinical programs will receive the Budwig EFT Guide, which also includes MP3 downloads and course instructions.

Hyperthermia therapy



Body Hyperthermia



Hyperthermia therapy is a treatment whereby an artificial fever is induced into the body or to the area to be treated.

The tumor cells are intolerant to high temperatures, so the hyperthermia treatment elevates the body's temperature to around 43°C, thus blocking the harmful cells and potentially destroying them altogether.



Hyperthermia in conjunction with chemotherapy or radiotherapy increases the impact of both of these therapies, improving recovery and considerably reducing treatment time.

Fever is the body's defense mechanism that is activated when a physical anomaly caused by a pathogen is detected. This mechanism raises the body's temperature to remove the threat and restore normality.

In speeding up the metabolism, fever suppresses the spreading of the viral or bacterial invasion. Hyperthermia is a therapeutic procedure that raises the cancerous tumors' temperature to at least 42.20 C (108°F) for one hour. Cancerous cells are blocked and killed at 42.2°C (108 ° F) without damaging healthy cells. There are several other methods to induce a rise in body temperature: total immersion in hot water, ultrasound, and sauna, to name a few. Hyperthermia combined with low doses of radiation is an effective treatment for many types of Cancer. Another very positive aspect of Hyperthermia is the lack of side-effects.

Benefits of hyperthermia:

- Removing accumulated toxic chemicals that may cause cancer or other critical illness.
- Improving blood circulation, so that tissues are better oxygenated and therefore aiding elimination of acid waste.
- Weakening or even killing cancerous cells, due to their heat intolerance.

The GSR scan and Vega test



How the GSR Scan Works

GSR technology is based on the principles of Electroacupuncture according to Voll (EAV). Dr Reinhold Voll discovered that when medicine was in close proximity to the body, noticeable changes in the electrical parameters of testing points would occur.



Therefore, GSR is based on the body's ability to respond to subtle stimuli. Using the body's natural energetic field, a communication link is established between the patient and the computer via the GSR hand cradle. Through this connection, GSR can send your body energetic pulses or stimuli that may represent organs, body functions, pathogens, toxins, different types of stresses or even natural remedies. A selected series of stimuli are sent and the body's response is recorded. This conversation is called bio-communication, and it provides insights into health and wellness.

The body's ability to respond to this type of stimuli also allows the therapist to establish which treatments or remedies would have the most positive effect.

Like GSR, the VEGA test also works on the basis of Electroacupuncture according to Voll (EAV). It is a diagnostic method based on bioimpedance. By measuring the body's reaction to various types of stimuli, the VEGA Test identifies local inflammation points, strained organs or interference fields linked to dental problems, recognizes interdependencies between organs and analyses the influence of viruses, bacteria or toxins.



The combination of GSR and VEGA technology

When you come to our clinic, we use a combination of these two systems to determine your current state of health, factors that may be contributing to disease and the treatment that would be most effective.

EVOX “Perception Reframing” Emotional Healing



Evox can be helpful when dealing with issues like:

- Repetitive behavior
- Weight problems
- Addictions
- Work or athletic performance
- Emotional stress
- Relationship problems
- Recurring pain

ZYTO Evox measures energetic qualities and resonance within your voice. These indicators are displayed on a computer, on what is called a perception index. This index, which is divided into 12 zones, shows the energy patterns of your voice and identifies areas where there are potential blockages which hinder you from expanding your perception in certain emotional areas. This information is used as part of a process called perception reframing (also known as voice-mapping).

The 12 perception index zones are the following:

1. 1. Unacknowledged
2. 2. Repetitive Thinking
3. 3. Sadness
4. 4. Emotionally Disconnected
5. 5. Self-Critical
6. 6. Conditional Love
7. 7. Anger
8. 8. Fearful and overwhelmed
9. 9. Suppressed Emotional Expression
10. 10. Unworthy /Undeserving
11. 11. Rigid Beliefs
12. 12. Conflicting Belief

How does it work?

Using the Evox program, you simply speak into a microphone connected to a computer. The software analyzes the energetic frequencies emitted from your voice and displays the readings on the perception index. The software then determines the exact frequencies you need to help you find balance in certain emotional areas. Using the GSR hand cradle the correct frequencies are transmitted to you via a subtle software output.

The process of analyzing and mapping the voice and then receiving information through energetic transfer is repeated several times on a chosen topic. Your voice pattern will eventually change as missing information is incorporated. A common result of this shift is a feeling of being uplifted and inspired.

Evox perception reframing technology can help you break the cycle of holding onto attitudes and ways of dealing with life that limit your ability to be happier, healthier, and more successful.

Phytotherapy (Herbal and Plant Based Formulas)



Phytotherapy



Phytotherapy (treatment using medicinal plants), is an important part of our program. Always be aware that Phytotherapy is more effective when used in conjunction with a comprehensive treatment, since ingesting medicinal plants on their own for specific healing purposes may have no relevant effect on the illness.

A thorough patient study must be first undertaken to determine which treatment is suitable for that person, to establish the correct dosage, and to identify which active ingredients can be used in each case.



Many plants have characteristics, substances or extracts suitable for treating different illnesses like cancer, tumors and other major diseases. Pharmacology also employs active ingredients from plants, but in most cases, instead of using them in their natural state, they are synthesized and later combined with other substances.

CHINESE MEDICINE and HERBS

The GSR scan and VEGA test also work with the five elements in Chinese medicine and the appropriate herbs will be recommended to treat any imbalance that is discovered.

The Five Elements in Chinese medicine, – which are Fire, Earth, Metal, Water and Wood – when out of balance cause a host of health issues. Selected herbs will balance these 5 elements.

The VEGA test is best combined with standard medical tumor marker tests (PET scans, blood tests, etc.).

Infrared sauna therapy (FIR)



Infrared Sauna Therapy



Infrared Sauna Therapy FIR is also available at The Budwig Center. One of the most effective methods to detoxify the body of heavy metals and other harmful elements is the Infrared Sauna therapy (FIR). At the Budwig Center, all our apartments are equipped with a mobile sauna unit (dome style), and we recommend that all our patients acquire one for daily use at home. Perspiration and fever are the body's natural way of eliminating toxins.

The benefit of Infrared Sauna Therapy (FIR) lies in engineering high temperatures to stimulate perspiration, and through sweating our body is capable of eliminating a significant amount of toxins. The detoxing effect is so great that it also helps strengthen the immune system. The idea is to raise the body's temperature between 41-45°C (107-113°F). Sweat

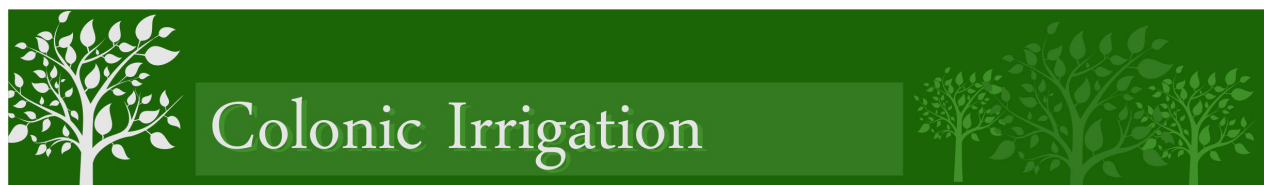
generated under normal conditions or in a conventional steam sauna contains 97% water and 3% toxins. The sweat secreted while in the Infrared Sauna FIR is composed of between 80-85% water and 15-20% toxins!

The BUDWIG CENTER places great emphasis on the need to detoxify the body and remove the accumulation of potentially carcinogenic and damaging heavy metals like *lead, mercury, zinc, nickel, cadmium, as well as alcohol, nicotine, sodium, sulfuric acid, copper, aluminum, pesticide residues, petroleum-based toxins, chlorides, fluoride, fats and cholesterol.*

Drink lots of purified water during each thermotherapy sauna session.

CAUTION: Saunas may not be recommended for women with inflammatory breast tumors and fluid retention (ascites), as the sauna increases lymphatic swelling and lymphedema, which raises CA 15-3 levels. Avoid saunas if it causes redness or swelling. During the medical consultation, the doctor may advise you whether this therapy is recommended in your case.

Colon hydrotherapy or Colonic irrigation



Colon hydrotherapy or Hydro-colon therapy is a therapy requiring specialized equipment, and ours is one of the most efficient machines available today. Colonplus is the latest in technology and innovation.

Frequency and side-effects:

This type of therapy should be supervised by a doctor or a specialist. Do not try to acquire the equipment for home use. Colon Hydrotherapy should only be administered occasionally for the removal of residue and other intestinal waste. Our program includes 1 session, as this type of therapy is only for preventive purposes and to eliminate residue that could harm the body.



This therapy is suitable for people with:

- Skin problems: acne, eczema, dermatosis, etc.
- Intestinal problems: constipation, diarrhea, parasites, candidiasis, colon conditions.
- Digestive problems: flatulence, slow digestion, bloating, food allergies.
- Metabolic problems: fluid retention, cellulite, obesity.
- Joint problems: arthritis, rheumatism, fibromyalgia.
- Other problems: depression, insomnia, stress, headaches, degenerative diseases, low defense system, varicose veins, rhinitis and general allergies.

What is colon hydrotherapy or Hydro-colon therapy?

Colon hydrotherapy is the irrigation of the large intestine using an infusion of filtered and purified warm water inserted into the rectum through a tube. This procedure is pain-free, relaxing and harmless. The machine has a double tubing system: one for irrigation and the other for waste disposal. The equipment steadily maintains the liquid's temperature and flow so that fecal matter, along with any other waste that may be on the intestinal walls, can be removed from the body.

We recommend this therapy because the storage of decaying fecal matter, toxins and other organic waste in our body can contribute to different types of disease.

This therapy is not recommended if any of the following applies in your case:

- Recent surgery to the large intestine or rectum
- Diverticulosis
- Pregnancy of 3 months or more
- Anal fissures and fistulas
- Intestinal bleeding or ulcers
- Abdominal hernia
- Serious heart disease or high blood pressure
- Kidney failure

For any further enquiries relating to this therapy, please do not hesitate to contact our specialists who will be happy to answer your questions.

Therapeutic massage: JADE Thermo massage



All of our organs are connected to the spine. The Jade thermo massage bed is designed to stimulate the key points of our backbone. The right pressure on those key points, the stimulation to the spine, the chiropractic function, and the infrared-generated heat, all provide endless benefits. This type of massage treats the nervous system, helps reduce stress and muscle strain, improves blood circulation and increases energy levels. Our clinic recommends all our patients to take special care of the spine.

Benefits of Jade Thermo Massage:

- Reduces stress levels, relieves fatigue, relaxes joints, increases energy levels and rejuvenates the body
- Stimulates the immune system, improves blood circulation and detoxifies the body
- Reduces and removes back pain (depending on their physical condition, a patient may require several sessions)
- Increases lymphatic capacity and reduces blood pressure
- Helps with aortic sclerosis and reduces spine swelling
- Aids digestion, reduces water retention and improves sleep
- All organs will noticeably improve in performance

Not recommended if any of the below applies in your case:

1. Very high blood pressure
2. Herniated disc (slipped disc) or protrusion
3. Tumors anywhere on the back
4. Acute osteoporosis
5. Pregnancy
6. Acute swelling
7. Hemorrhage or bleeding
8. Patients with pacemakers
9. Fractures anywhere on the back
10. Any type of steel or titanium rods or pins in the back due to corrective surgery



This therapy involves stimulating and applying pressure to selected points on the feet, which are believed to be reflective of the main organs. Zones and reflex areas relevant to each patient are targeted in order to re-establish and normalize bodily functions. A profound state of relaxation ensues, activating bodily processes and defense mechanisms.

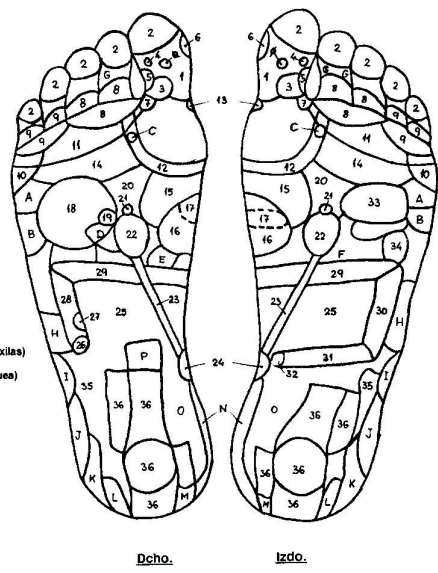
During your 1-2 week stay at the clinic, you will receive instructions on how to administer your own reflexology session in the areas corresponding to the affected organs. Your companion can also watch the demo if she or he is willing to apply the technique.

You will also receive Lemongrass essential oil (to be diluted and mixed with a cold pressed oil such as sunflower, olive or extra virgin coconut oil; the ratio would be: 20% lemongrass, 80% carrier oil).

Lemongrass essential oil is known for its stress and anxiety relieving properties as well as for its effectiveness in treating insomnia and other common ailments such as headaches and stomach aches. It is therefore highly recommended for a full body massage and in this case, reflexology.

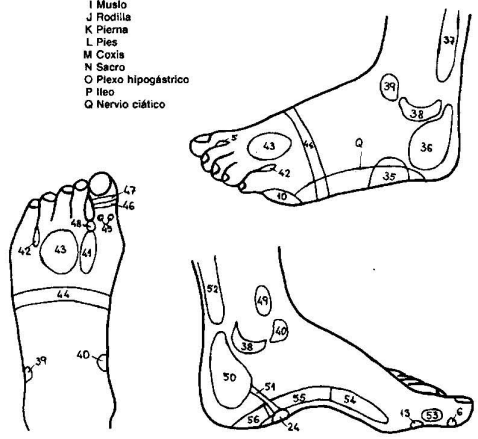
- 0 Hipófisis (Pituitaria)
- 1 Cabeza en general
- 2 Senos frontales
- 3 Bulbo raquídeo, Cerebelo
- 4 Epifisis
- 5 Sién, Trigémimo
- 6 Naríz
- 7 Nuca
- 8 Ojos
- 9 Oídos
- 10 Hombro
- 11 Trapecio
- 12 Tiroides
- 13 Paratiroides
- 14 Pulmones, Bronquios
- 15 Estómago
- 16 Duodeno
- 17 Páncreas
- 18 Hígado
- 19 Vascular biliar
- 20 Flexor solar
- 21 G. Suprarrenales
- 22 Riñón
- 23 Ureter
- 24 Vejiga
- 25 Intestino delgado
- 26 Apéndice
- 27 Válvula Ileo Cecal
- 28 Colon ascendente
- 29 Colon transverso
- 30 Colon descendente
- 31 Intestino recto
- 32 Ano
- 33 Corazón, Circulación
- 34 Bazo
- 35 Rodilla
- 36 Ovarios, Testículos
- 37 Bajo vientre
- 38 Cadena
- 39 G.Linfáticas (Cabeza, Torax, Axilas)
- 40 G.Linfáticas (Abdomen)
- 41 Cisterna linfática (Torax, Tráquea)
- 42 Oído interno (Equilibrio)
- 43 Seno / Pecho
- 44 Diafragma
- 45 Amígdalas
- 46 Maxilar inferior
- 47 Maxilar superior
- 48 Laringe, Tráquea
- 49 Ano
- 50 Útero, Próstata
- 51 Vagina/Pene, Uretra
- 52 Intestino recto, Hemorroides
- 53 Vértebras cervicales
- 54 Vértebras dorsales
- 55 Vértebras lumbares
- 56 Vértebras sacras y cixigeas

MASAJE ZONAL




DE ALTO VALOR TERAPEUTICO
 - Comenzar por el pie izquierdo (mínimo 10 min. en cada pie)
 - Al notar puntos dolorosos, dar masajes suaves de 1 min.

- A Clavícula
- B Esternón
- C Timo
- D Pleura
- E "Parto"
- F Costillas
- G Boca
- H Hileco
- I Muslo
- J Rodilla
- K Pierna
- L Pie
- M Coxis
- N Sacro
- O Plexo hipogástrico
- P Ileo
- Q Nervio ciático



ESSENTIAL OILS



For essential oils to retain their highest quality, the plant must be steam distilled with water, and no chemical products must be used in the process.

Depending on each plant, they must also comply with specific norms, such as temperature, pressure and distillation time, in order to guarantee a complete essential oil.

The quality standards are followed for these procedures:

1. Growth and collection.
2. Selection of source.
3. Specific standards in distillation.

It is largely thanks to essential oils that virus, bacteria, fungus and parasites cannot live and reproduce. Essential oils are more potent than some herbs and food, which is why they are so important in our anti-Cancer program. It's also important to vary the essential oils on a weekly basis so that the evolving abnormal cells don't become resistant to the specific characteristics of a particular essential oil, making it less effective. At the Budwig Center, we have prepared 4 different formulas under rigorous investigation. These are prepared in optimum proportions to obtain the best results. Each formula is to be taken for one week.

AHCC



AHCC is especially recommended for chemotherapy patients, and is to be included in the daily diet. Chemotherapy is very aggressive for the body and among other effects, significantly runs down the immune system.

AHCC strengthens the immune system in order to better assimilate chemotherapy (in the case of those who choose to undergo chemotherapy) while reducing the adverse effects to our body.

AHCC is an immune stimulant nutritional supplement used worldwide, with very positive results.

This compound is not made from regular mushrooms found under normal conditions. AHCC is made in a laboratory in Sapporo, Japan. It's a hybrid of the Shiitake and other medicinal mushrooms known for their great health benefits. The effectiveness of this new compound has been proven both on its own and in conjunction with other therapies. Another important AHCC feature is that it does not present side effects.


ASTRAGALUS (Astragalus membranaceus) - Reduces side effects of chemotherapy and radiation.



Astragalus membranaceus is another natural product recommended by the Budwig Center, suitable for patients going through chemotherapy or radiotherapy. This natural supplement is outstanding for the following reasons:

- Stimulates the immune system.
- Benefits liver function. It can also be used on Hepatitis patients

CHLOROPHYLL



When the red blood cell count is low or there is a shortage of healthy red blood cells, we are at risk of developing anemia. To help create new red blood cells and improve blood oxygenation, take ½ a glass of liquid Chlorophyll every day. Red blood cells will increase in a few days. Combine with eating chard, broc-

coli, artichoke, dandelion, lambs lettuce, endive, cabbage, Brussels sprouts, green beans, green pepper, green asparagus and fruit (kiwi, avocados and some types of seaweed).

One of the most interesting aspects of chlorophyll is how closely it resembles our blood, more specifically, our hemoglobin. Hemoglobin is a protein in our red blood cells that carries oxygen from our lungs to different parts of our body. A Budwig Center patient in need of an operation was told by the doctors that her red blood cell count was too low to be able to operate. She drank ½ glass of chlorophyll each day and in three days she was back to normal and the operation went ahead. The hemoglobin in our red blood cells and the chlorophyll in plants are virtually identical in molecular structure.

Photosynthesis is the process that converts solar energy, water, and carbon dioxide into our main fuel source: glucose. All animals, human beings, and plant life obtain their supply of energy through photosynthesis.

Certain drugs can be given (your doctor can recommend which ones would be recommendable in your case). For example Epoetin stimulates red blood cell production, Thrombopoietin stimulates platelet production, and G-CSF stimulates the bone marrow to produce granulocytes (white blood cells) and stem cells. On the other hand, hemostatic agents can be given to control minor bleeding. You may also want to look into stem cell transplant to replenish healthy cells destroyed by chemotherapy.

Vitamin deficiency and anemia: In addition to iron, your body needs folate (folic acid) and vitamin B-12 to produce enough healthy red blood cells. A diet lacking in these and other key nutrients can cause decreased red blood cell production. Bee Pollen is rich in B vitamins.

GINGER



Ginger enables and improves blood circulation. That is why it is great for the cardiovascular system. It can prevent heart attacks, angina, and other heart conditions. It has excellent antioxidant and anti-inflammatory properties. It improves the digestive system, (preventing ulcers and gastritis, improving intestinal flora, eliminating harmful microbes), is effective against dizziness, morning sickness, and can reduce the risk of atherosclerosis.

Ginger is an excellent source of carbohydrates and is rich in fiber. It contains protein (albeit in small quantities), minerals such as calcium, magnesium, phosphorus, iron and vitamins A, C, B1, B2, B6 and E, among others). Ginger is one of the healthiest foods in the world, and can be consumed freshly grated, dried, or in tea.

BEE POLLEN



Bee pollen contains large amounts of minerals, vitamins, protein and carbohydrates, and contains all the necessary ingredients for a balanced diet. This “perfect food” contains twenty-two nutrients needed by the human body, including all the Vitamin B complexes, vitamin C, D, E, K, and Beta Carotene (vitamin A), as well as several minerals, enzymes and coenzymes, plant-derived fatty acids, and amino acids.

Amongst its benefits are the following:

- Excellent restorative properties for different deficiencies, weakness or physical exhaustion. Recommended as part of a balanced diet.
- Increases hemoglobin and encourages the proliferation of red blood cells. Recommended for certain types of anemia.
- Regulates bowel movement.
- Balances cholesterol and triglyceride levels in the blood.
- Stimulates and strengthens the immune system and is considered to contain antibiotic properties.
- Contains skin and hair nutrients.

Bee pollen is the richest source of vitamins to be found in nature. Its high content of Rutin, a flavonoid complex, gives it a vasodilating and anti-inflammatory effect.

How do I take it?

1 tablespoon/day is the recommended amount. You may wish to add it to the cottage cheese/quark and flaxseed oil mix or to a milkshake.

Contraindications and side-effects:

Not recommended for patients or people allergic to pollen or with seasonal allergies, as it may cause severe anaphylactic reactions. Not recommended either for patients with kidney failure. Consult your doctor, specialist or call us and we will assess your case and guide you through the best choice for your situation.

ARTEMISIA ANNUA



Artemisia annua (also called sweet wormwood) belongs to the Asteraceae plant family, which has over 23,000 species. Artemisia annua is a natural plant found in several parts of the world, including China. It contains a component called artemisinin, which has been used for many years in China to control high fever and malaria. While there are specific strains of malaria that have developed immunity to artemisinin, it is also true that combining it with other elements is still one of the most effective treatments against this illness.

On the other hand, there are several lines of investigation that show artemisinin to be an effective cancer treatment. We have included artemisinin as part of our natural treatment for cancer.

What precautions should be taken when ingesting artemisinin and how to take it?

1. Not recommended on its own. In order for the body to absorb it properly, mix it with oils rich in Omega3 (flaxseed oil with cottage cheese/quark mix). Mix 4 drops of artemisinin with the flaxseed oil and cottage cheese/quark mix.
2. Take care when choosing a product with artemisinin, because not all of them have been tested and approved.
3. Artemisinin should not be taken during chemotherapy or radiotherapy treatment. Wait 30 days after finishing the treatment.
4. Not suitable for pregnant women in the first trimester.
5. Consult your doctor or specialist if you have any type of allergy to this kind of substance.

The instructions how to take Artemisinin come with every order, along with the daily dosage and other recommendations.

TURMERIC (CURCUMA)



Turmeric may well be the most important plants for our health. Within the cancer field, it is renowned for its beneficial properties. The Budwig Center relies on a formula that has harnessed the properties of Turmeric, with outstanding results.

Turmeric is helpful for:

- Reducing pain
- Reducing inflammation
- Reducing tumors
- Eliminating free radicals (therefore, acting as an anti-aging product)
- Improving joint mobility
- Renewing brain cells, improving memory and concentration
- Improving blood circulation, thus supporting the heart and brain
- Balancing sugar levels in the blood
- Fighting indigestion and soothing constipation
- Maintaining healthy cholesterol levels

Most turmeric (curcuma) is not easily absorbed by the body. The Budwig Center uses a formula, which is a mix of concentrated turmeric and pure mineral water. The water and turmeric are vortexed (spun) together, producing a highly absorbable remedy.

OTHER RECOMMENDATIONS AND SUGGESTIONS

PETS AND PARASITES



We appreciate that pets greatly contribute to emotional wellbeing and are recommended by some professionals, such as psychologists.

The need to take time to walk a dog, for example, forces some people to be more mobile and to partake in physical activity. This is also positive.

However, we would like to highlight that these benefits may be curbed if pet hygiene is being compromised.

It is imperative that the animal and its accessories be kept clean. Always wash your hands after touching your pet and never allow an animal to jump or walk on surfaces where food is handled. It is equally important to deworm your pet regularly, at least

once a year depending on the animal. Parasites with which our pet may be able to live and cope can easily be transmitted to us. For this reason, pet hygiene must be a priority; otherwise, this beloved member of the family may become a risk factor that contributes to illness. Our tests can indicate if you are infected by parasites and, if so, a natural herbal blend of black walnut, cloves and wormwood may be prescribed, which effectively eliminates eggs, larvae and adult parasites.

PREVENTION FOR WOMEN: USE OF BRAS

Bras are a personal item used daily by women and have evolved over time. Many gynecologists recommend the use of wireless bras. Why? The pressure that underwired bras put on the breast and the lymph nodes can provoke bumps and mastopathy, which could develop over time into breast cancer.

A tight under-wired bra may press on various lymph nodes and block the lymphatic system. As a result, toxins cannot be eliminated naturally through lymphatic drainage.

Over time, this can cause accumulation in the breasts, leading to the formation of cysts, fibrous nodules or cancerous tumors. Due to all of the above, we recommend the use of wireless bras. Use sports bras and, when possible, limit wearing bras all together.

Do not wear a bra to sleep or while around the home.

COSMETICS & PERSONAL HYGIENE PRODUCTS

Most of us use personal hygiene products and cosmetics on a daily basis: soap, toothpaste, shampoo, body lotion, shower gel, shaving cream, deodorant, and so on.

Knowing that our skin is the largest organ of the body and that it absorbs whatever we apply on it, our aim should be to use natural products. We may not be in the habit of reading the ingredients on our cosmetics and personal hygiene products, but it is highly recommended we do so, just as we do with food. Here is a short list of some “non-desirable” ingredients that we should try to avoid:

- **Alcohol**, as in isopropyl alcohol (common in toning and shaving creams)

- **Parabens** (in deodorants, creams, and makeup)
- **Petrolatum** (Vaseline) or paraffin
- **Methylchloroisothiazolinone and Methylisothiazolinone** (shampoos)
- **Aluminum** (deodorants and antiperspirants)
- **Sodium laureth sulfate and Phthalates** (shampoos, toothpaste, cosmetics, soaps, etc.)

At the Budwig Center, we recommend that you find natural, hand-made products, with ingredients you are familiar with or made by companies who are environmentally friendly. We have no affiliation with any company that sells natural beauty products; however, you will receive more information with our Home Distance and Clinical programs.

BENEFITS OF SKIN BRUSHING




Skin brushing is a healthy practice in skin and body care. Soap only cleans the skin superficially and does not completely remove dead cells left on the skin, which can block pores and thereby, hinder the removal of toxins through perspiration (approximately a third of our body's toxins are eliminated through sweat).

We recommend skin brushing once a week on every area that should require it, using strokes in the return direction of the circulatory system (towards the heart). 5 minutes or less is enough time to clean and care for our skin. Use a sponge made of a natural material.

CANDIDA TEST – candida associated with cancer

Simple Home Saliva Test: Try this simple test to see if you have Candida. First thing in the morning, before you put ANYTHING in your mouth, get a clear glass of water. Work up a generous amount of saliva, then spit it into the glass of water. Check the water every 15 minutes or so for up to one hour. If you have a Candida yeast infection, you will see strings (like legs) traveling down into the water from the saliva. You will also see the “cloudy” saliva sink to the bottom of the glass, or cloudy specks will seem to be suspended in the water.



If there are no strings and the saliva is still floating after at least one hour, you are probably Candida yeast free. If your saliva falls to the bottom of the glass you have advanced Candida overgrowth. The Budwig Center, using the Vega testing device, finds the right natural remedy for the fungus or mold present in each patient's body. Our program also includes a homeopathic formula specifically designed for treating Candida infections. It is estimated that 90% of the world's population suffers from Candida to some degree. Most people with Cancer have Candida overgrowth. Did you know that the average person has about four pounds (approximately two kilograms) of microorganisms living in their intestinal tract? A healthy person has around 80-85% beneficial organisms and only about 15-20% harmful. If you regularly

consume processed foods, take antibiotics, birth control pills, steroids, or are exposed to heavy metals (such as amalgam fillings in the teeth), chlorinated water, pesticides, and other environmental toxins, the result is that good bacteria is destroyed and bad bacteria flourishes. As they spread, they release large amounts

of harmful substances into our intestinal tract. The consequence is a compromised immune system; we are left more susceptible to a Candida infection. If left untreated, Candida can develop long, stringy structures called rhizoids that are able to burrow through the intestinal walls. Once in the bloodstream, Candida can spread all throughout the body, compromising the following systems: digestive, circulatory, respiratory, endocrine, nervous, excretory, reproductive, and immune. It is well known that a yeast cell produces over 75 known toxic substances that poison the human body.

SEA SALT OR BAKING SODA BATHS

A nice warm or hot sea salt bath not only makes you feel good but brings a multitude of health benefits.

When used in the bathtub, sea salt also carries many benefits. Sea salt contain many minerals and nutrients that are beneficial for the skin.

Sea salts, when combined with warm water, help open up the pores which can also help treat certain skin conditions such as psoriasis.

Bathing in salt water effectively eliminates toxins, relaxes and rejuvenates the skin, while balancing the body's energies. The sodium, contained in sea water helps the body remove toxins and by-products of metabolism through the lymph system.

This is important because it helps eliminate fluid that is trapped in the ankles, thighs, and knees.

Tumors produce a harmful type of lactate called 'racemate' that negatively affects the pH value of the body. This causes almost all cancer patients to have an extremely acidic pH value and that is a perfect environment for cancer to survive. We need to restore the neutral pH value of the body. Sauerkraut juice is excellent for promoting that as well as baking soda baths. These two together will apparently remove about 85% or more of the harmful lactate from the cancer patient's body. Both salt water baths as well as baking soda baths improve the body's alkalization.



How to prepare the bath:

Run the hot water so that you can comfortably stay in for 10-15 minutes and be covered up to your neck as much as possible. If you are using sea salt you can start by adding 1 cup of salt. If you are using baking soda, add 2 tablespoons of baking soda to the bath water. A few drops of any essential oils that add a soothing aroma are compatible with these types of baths

DRINK PURE SPRING WATER

Our bodies consist of over 70% water and the brain is 90% water. So it is vital to drink healthy, 'pure' water. In the industrialized world of today, aqua vivens ('living', energetically charged water) is a rarity. In our drinking water supply systems, water is exposed to the detrimental energetic effects of straight unnatural water pipes, high mains pressures and chemical treatments. Water is not allowed to move in its naturally winding way, thereby causing loss of life force.

Independent tests carried out by the Bio field Laboratory in Vienna have shown that the physical properties, the pH and conductivity of water change in a subtle way with energization. In some tests, the pH of acidic distilled water was raised towards the 'normal' pH range of pure water. These changes appear to be a direct result of the clustering of the molecules with energization.

We believe that water has memory which is attributed to the dipolar structure of the water. Hundreds of water molecules group together and form clusters, in which colloidal minerals and bio photons (light energy) interact. These clusters are very sensitive structures and are impressionable by vibrational influences.

In this way, water acts as a receiver and transmitter of information. Homeopathy is based on this principle. The natural world, which we are a part of, moves in a spiraling fashion. Water flowing in a natural meandering river system forms whirls and eddies and never follows a straight path, and like all free falling objects, raindrops fall in a subtly spiraling motion.



We believe that this spiraling motion is fundamental to life and is important in ways which are not yet understood by mainstream science. This is particularly evident in shellfish, snails, antelope horns, pine cones and climbing plants such as clematis and ivy. In a more subtle way, all plants grow in a spiraling fashion, always turning to face the sun. The DNA of all organisms forms a double helix spiral.

WATER PURIFICATION SYSTEMS

Water purification and filtering systems are an important step toward removing harmful chemicals and pollutants from water, especially if you live in countries where the water could contain parasites or harmful chemicals (i.e. Chlorine and Fluoride).

Distillation and reverse osmosis systems can be used, but they produce lifeless acid pH water and such expensive systems are not required. Also, water stored in plastic containers usually contains dioxin, Bisphenol A (BPA) and PCBs. These plastic chemicals have been associated with many health issues including birth defects, hormonal disruption, and even cancer.

We recommend that you find a water filtration system that addresses the particularities of your local source of water.

CONCLUSION

Cancer has been developing over some time due to some 'disturbance in the energy fields of the body'. The news of this diagnose can be so impacting that many have expressed it causing depressive states. So please don't lose hope! People are winning the battle over cancer every day and especially using the tools outlined in this Guide, so you can too!

I highly recommend you try not to walk this road of recovery alone. Finding people to be there for you, supporting and encouraging you through the good days and bad is very important. I warmly encourage you to take 20 minutes of quiet time every day to read and meditate empowerment statements.

As I emphasize to my patients that come to the Budwig Cancer Center, forgiveness and 'counting your blessings' are two of the most important emotional states you need to stay strong. Forgive absolutely everyone that has disappointed you at some time in your life because holding a grudge is too heavy for you to carry and especially at this moment in your life.

Remember that Dr. Budwig warned that any modification or addition to the program could compromise the end result. There are many Centers and Clinics that use only some of the Dr. Budwig approach, such as the flaxseed oil and cottage cheese mixture; however, they use other therapies and remedies that could nullify the benefits of this formula.

The Budwig Center was directly authorized by Dr. Johanna Budwig in August 2000 to use her program. We are careful to adhere to the original Budwig protocol and that is why we have witnessed very good results with all types of cancers, as Dr. Budwig did.



At the Budwig Center, we aim to get to the true cause of the disease and do whatever possible to help the body overcome that cause. Once the four (4) main causes of cancer are professionally dealt with using our program, the body can then effectively heal itself. All our patients receive newsletters and permanent support. Regular VEGA /GSR tests allow us to supervise your progress and offer more help. This test, as you probably know, can be performed at the clinic or from your home.

In conclusion I would like to say that we believe we have one of the best, most comprehensive programs available at the moment, with an endless list of testimonials that are evidence of the success of the Budwig approach. I sincerely wish that by you adopting these tools from this book you will 'add years to your life and also 'life' to your years'.

A handwritten signature in black ink, which appears to read "Lloyd Jenkins". The signature is written in a cursive style and is enclosed in a thin black rectangular border.

Lloyd Jenkins, PhD, EFT (Founder and owner)

Budwig@BudwigCenter.eu

****Footnotes and References:**

1. Brewer, A. Keith Ph.D The High ph Therapy for Cancer, Tests on Mice and Humans Pharmacology Biochemistry & Behavior v. 21, supp 1 pg. 15, 1984
2. Moss. Ralph W. Losing the War on Cancer Townsend Letter for Doctors & Patients pg. 33 June 2004

www.BudwigCenter.com - www.BudwigCenter.eu - www.BudwigCenter.es

3. Richardson, Joseph G. Health and Longevity University of Pennsylvania. Pg. 378 1909
4. Aenold J Clean out your arteries---at home, without a needle, and at a fraction of the cost. Health Sciences Institute Members Alert August 2003 pg 1-4 © 2004 Dr. James Howenstine - All Rights Reserved Dr. James A. Howenstine is a board certified specialist in internal medicine who spent 34 years caring for office and hospital patients. After 4 years of personal study he became convinced that natural products are safer, more effective, and less expensive than pharmaceutical drugs Foot-notes on Aloe Vera, Honey and Whisky

Remedy

1. Quillin, Patrick, Beating Cancer with Nutrition. Nutrition Times Press, 2005. p. 236.
2. Ibid.
3. Coats, Bill C. and Robert Joseph Ahola, The Silent Healer: A Modern Study of Aloe Vera. Fideli Publishing, Martinsville, IN, 2010. p. 6.
4. Ibid.
5. Zago, Father Romano, Cancer Can Be Cured! 2000, p. 21-27
6. http://www.naturalnews.com/027142_aloe_vera_cancer.html
7. www.cancertutor.com/Cancer03/AloeArborescens.html
8. http://www.naturalnews.com/027142_aloe_vera_cancer.html
9. T'Hart, LA, et al., Int.J.Immunopharmacol., vol. 12, p, 427, 1990
10. Karaca, K., et al., Int.J.Immunopharmacol., vol 17, p. 183, 1995
11. Sukai, R., 1989. Epidemiologic survey on lung cancer with respect to cigarette smoking and plant diet. Japanese Journal of Cancer Research 80, 513-520.
12. Imanishi, K., Ishiguro, T., Saito, H., Suzuki, I., 1981. Pharmacological studies on a plant lectin, Alectin A. Experientia 37, 1186-1187.
13. Murray, RK, et al., Harper's Biochemistry, p. 648, Lange Medical, Stamford, CT 1996
14. http://www.naturalnews.com/034738_aloe_vera_cancer_AIDS.html
15. <http://www.naturalnews.com/001560.html>

References for Curcuma Pure

6. <http://www.ncbi.nlm.nih.gov/pubmed/23143785>
7. <http://www.ncbi.nlm.nih.gov/pubmed/12490960>
8. <http://www.ncbi.nlm.nih.gov/pubmed/19594223>
9. <http://www.jbc.org/content/270/42/24995.full>
10. <http://www.ncbi.nlm.nih.gov/pubmed/12676044>
11. <http://www.ncbi.nlm.nih.gov/pubmed/10404539>
12. <http://www.ncbi.nlm.nih.gov/pubmed/17569207>
13. <http://www.ncbi.nlm.nih.gov/pubmed/15650394>
14. <http://www.ncbi.nlm.nih.gov/pmc/articles/PMC2504526/>
15. <http://www.sciencedirect.com/science/article/pii/S0896627391902733>
16. <http://journals.plos.org/plosone/article?id=10.1371/journal.pone.0031211>
17. <http://link.springer.com/article/10.1007%2Fs10522-013-9422-y>
18. <http://www.who.int/mediacentre/factsheets/fs310/en/>
19. <http://www.who.int/mediacentre/factsheets/fs310/en/>
20. <http://www.ncbi.nlm.nih.gov/pubmed/10543305>
21. <http://www.ncbi.nlm.nih.gov/pubmed/22481014>
22. <http://www.ncbi.nlm.nih.gov/pubmed/12680238>
23. <http://www.ncbi.nlm.nih.gov/pubmed/18462866>
24. <http://www.ingentaconnect.com/content/ben/cpd/2010/00000016/00000007/art00019>

Some images are property of Freepik.es